
































| Year 3   | Monday   | Tuesday   | Wednesday   | Thursday<br>World Book Day  | Friday  |
|--|--|---|---|---|---|
| <p>Writing<br/>(1 hour)</p> <p>*There is a weekly handwriting lesson too which can be completed at any point during this week.</p> | <p> On Thursday it is World Book Day. Decide what your favourite book at home is. Locate and read your favourite book. Use the template provided to write a book review. Be as detailed as possible. Hover over the 'think about' bubbles to be given sentence prompts.</p> | <p> Identify the different characters from your favourite book. Write detailed profiles about the different characters using the check list on Purple Mash - I want to know everything about the characters! Make sure that you include an illustration too. Photograph the profile of your favourite character and <b>upload</b>.</p> | <p> Choose one favourite character using your profiles from yesterday. Design a costume for this character with things you already have at home. When you have completed your design find everything you are going to need - you will be needing the costume tomorrow! Photograph your design and <b>upload</b>.</p> <p> Additionally at 10.30am there is a live event with real authors that you can watch on the World Book Day website:<br/><a href="#">Books That Make You LOL - World Book Day</a></p> | <p> Dress up as your favourite character and role play part of the story as if you were them, How long can you stay in character for? Photograph yourself in your costume holding your favourite book and <b>upload</b>.</p> <p> Additionally at 10.30am there is a live event with real authors that you can watch on the World Book Day website: <a href="#">Words &amp; Pictures: Bring Reading to Life - World Book Day</a></p> | <p><u>Science</u><br/> Remind yourself about how fossils are made on BBC bitesize. Fossils do not just show bones and footprints. Collect leaves and bark. Follow the recipe below to make a salt dough fossil (play doh is a good alternative).<br/><a href="#">How to Make Dinosaur Fossils Using Salt Dough - Little Passports</a></p> <p> Photograph your fossil and <b>upload</b>.</p> |
| <p>Maths<br/>(1 hour)</p>  | <p> We are looking at how many seconds are in one minute today. Watch the teaching video and pause when prompted to complete your tasks. <b>You will need a timer today.</b><br/><b>Upload</b> and hand in your work</p>  | <p> We are looking at how many minutes are in one hour today. Watch the teaching video and pause when prompted to complete your tasks.<br/><b>Upload</b> and hand in your work</p>   | <p> We are looking at the months of the year today. How well do you know your months? <b>You will need access to a calendar for today's lesson.</b> Watch the teaching video and pause when prompted to complete your tasks.<br/><b>Upload</b> and hand in your work</p>   | <p> We are looking at calculating the durations of different events today. Watch the teaching video and pause when prompted to complete your tasks.<br/><b>Upload</b> and hand in your work</p>  | <p> Complete the arithmetic target board. Take your time to calculate accurately.<br/><b>Upload</b> and hand in your work.</p>   |
| <p>Reading<br/>(30 mins)</p>   | <p><b>Bug club</b><br/>Please <b>complete</b> a minimum of one book and quiz - I will check!<br/></p>   | <p><b>Bug club</b><br/>Please <b>complete</b> a minimum of one book and quiz - I will check!<br/></p>   | <p><b>Bug club</b><br/>Please <b>complete</b> a minimum of one book and quiz - I will check!<br/></p>  | <p><b>Bug club</b><br/>Please <b>complete</b> a minimum of one book and quiz - I will check!<br/></p>  | <p>Get caught reading in your favourite place.<br/><b>Upload</b> a photo on the 2Do.<br/></p>  |

|                                 |   |  |  |   |  |
|---------------------------------|---|--|--|---|--|
| <p>Spellings<br/>(15 mins)</p>  | <p> Drag the letters to spell the words correctly.<br/>Practise any words that you struggle with.<br/><b>Hand in</b> your work on purple mash.</p>  | <p> Your Look, Say, Cover, Write, Check sheet is on Purple Mash.<br/>Complete on a piece of paper - try not to rush. <b>Upload</b> and hand in your work.<br/>Keep this safe for an adult to use on Friday's spelling test.</p>  | <p> Use this week's spelling words to write sentences that make sense.<br/><b>Hand in</b> your work on purple mash.</p>  | <p> Find out what these words mean and write the definitions.<br/><b>Hand in</b> your work on purple mash.</p>  | <p> Ask a grown up to test you on this week's spelling on the 'Friday spelling test' 2Do.<br/><b>Hand in</b> your work on purple mash.</p>   |
| <p>Topic<br/>(1 hour)</p>       | <p> <u>PE</u><br/>Show your parents how to play the 'Mr men' game to warm up (e.g. Mr Rush - run around, Mr Bounce - jump)<br/>Today's focus is practising movement. draw/ make a ladder on the floor in your garden. Practise different ways and speeds to move up and down the ladder.<br/>Stretch to cool down.</p> | <p> <u>Design Technology</u><br/>Many pieces of packaging are made from one sheet of material.<br/>Take apart a small cardboard package to look at the the shapes used (this is called the net). Once you have done that can you join the packaging back together using tape or glue?<br/>We will be looking at the nets of shapes more next week in school!<br/><b>Upload</b> a photograph of your reconstructed packaging</p> | <p> <u>Computing</u><br/>There are two parts to this lesson.<br/>Part one - total the tallies given. Complete this on paper.<br/>Part two - use your totals to complete the spreadsheet.<br/>Show your data in a graph - it is your choice which graph to choose!</p>  <p>Click save &amp; exit then <b>hand in</b> your spreadsheet work.</p> | <p> <u>PSHE</u><br/>With someone at home, make a feelings mind map. Think about your return to school on Monday. What positive feelings and things are you looking forward to? What negative feelings or emotions do you have about coming back to school? Take your time put all of your worries and feelings on the paper - it can help you to feel calmer.<br/>Photograph your complete mind map and <b>upload</b>.</p> | <p> <u>Wellbeing</u><br/>It's important to look after your mental health too! Spend time with your family baking, creating or playing. Do something enjoyable together.<br/><b>You do not need to upload any evidence</b> - just click <b>hand in</b> when completed.</p> |
| <p>Story/News<br/>(15 mins)</p> | <p> Look at this week's author of the week on Oak National Academy.<br/>You can read the book yourself by clicking through the pages or you can listen to the recorded version as you scroll down the page.<br/><b>You do not need to hand in or upload.</b></p>   |  |  |   | <p> Watch Newsround<br/><a href="https://www.cbbc.com/News/Newsround">Home - CBBC Newsround</a></p>   |