













Log in with your password



Log in with your password. Activity on Purple Mash (2DO)



Take a photo and e-mail to [lisa.lloyd2@taw.org.uk](mailto:lisa.lloyd2@taw.org.uk)

	Monday	Tuesday	Wednesday	Thursday	Friday
<p><b>Phonics</b> (30 minutes)</p>  <p>1 day per week take a photo of your work</p> <p>Remember you can stop the video to complete the activity and then carry on.</p>	 <p>Go on Bug Club. Click on my stuff. Then click on phonics. Scroll to the end and click on sound Parrots - <b>h</b> Tigers &amp; Polar Bear - <b>y</b></p>  <p>Click the button and sing the alphabet song. Use your finger to move along your alphabet line. Watch the video. Stop at each picture. Segment and blend words with magic arm.</p>  <p>Look at the sheet. Then write these words on whiteboard - sound them out - Parrots - hat, hut, hug. Tigers and Polar Bears - yell, yes, yap</p> <p>Write sentences in your writing book. Example</p>	 <p>Go on Bug Club. Click on my stuff. Then click on phonics. Scroll to the end and click on sound Parrots - <b>b</b> Tigers &amp; Polar Bear - <b>z</b></p>  <p>Click the button and sing the alphabet song. Use your finger to move along your alphabet line. Watch the video. Stop at each picture. Segment and blend words with magic arm.</p>  <p>Look at the sheet. Then write these words on whiteboard - sound them out - Parrots - bug, bus, bat. Tigers and Polar Bears - zag, zip, Zac</p> <p>Write sentences in your writing book. Example Parrots - I can see a bug.</p>	<p><b>Forest School</b></p> <p><u>Birds Breakfast</u></p> <p>Our focus today is on the wild birds in our environment. What are their needs and how can we help them through the cold winter months? Just like Percy the Park Keeper took care of his animal and bird friends, can you use your skills to prepare and make a tasty treat for the birds to eat.</p> 	 <p>Go on Bug Club. Click on my stuff. Then click on phonics. Scroll to the end and click on sound Parrots - <b>ll</b> Tigers &amp; Polar Bear - <b>qu</b></p>  <p>Click the button and sing the alphabet song. Use your finger to move along your alphabet line.</p> <p><b>Quick write</b> Parrots - doll, sell, bell, fill Tigers &amp; Polar Bear - quack, quick, quiz, quit.</p> <p>Sound out the word using your magic arm. Practise writing the words on your whiteboard. You have got your phonic mat to help you.</p> <p>Practise writing your name in your writing book.</p>	<p><b>TRICKY WORDS</b></p> <p>On your whiteboard practice writing your tricky words. Hold your wb pen in the pincher grip. Parrots - phase 2 Tiger &amp; Polar Bears</p> <p><b>REMEMBER</b> you cannot sound them out you just need to know how to spell them.</p> <p>Practise writing your name in your writing book.</p>







Log in with your password



Log in with your password. Activity on Purple Mash (2DO)



Take a photo and e-mail to lisa.lloyd2@taw.org.uk

	<p>Parrots - I can see a hat. Tigers - I can see a yell Polar Bears - The yell is loud.</p> <p>Practise writing your name in your writing book.</p>	<p>Tigers - I can see a zag Polar Bears - The zag is black.</p> <p>Practise writing your name in your writing book.</p>			
<p><b>Maths</b> (30 minutes)</p>  <p>1 day per week take a photo of your work</p> <p>Remember you can stop the video to complete the activity and then carry on.</p>	<p></p> <p>Have your whiteboard and pen ready for the AFL (assessment for learning). Just have a go.</p> <p>Watch the video and complete the activities provided practically and in your maths book.</p> <p>You will need: Parrots - numicon 1-8 Tigers - numicon 1 - 10 Polar numicon 11- 20</p> <p>Objects to add 1 more (lego, money, bottle tops) Using your numberline practice writing your numbers from 0-20 in your maths book.</p>	<p></p> <p>Have your whiteboard and pen ready for the AFL (assessment for learning). Just have a go.</p> <p>Watch the video and complete the activities provided practically and in your maths book.</p> <p>You will need: Parrots - numicon 1 - 8 Tigers - numicon 5 - 12 Polar numicon 11 - 20</p> <p>Objects to count - 20 (lego, money, bottle tops) Using your numberline practice writing your numbers from 0-20 in your maths book.</p>		<p></p> <p>Have your whiteboard and pen ready for the AFL (assessment for learning). Just have a go.</p> <p>Watch the video and complete the activities provided practically and in your maths book.</p> <p>You will need: Parrots - number cards 1 - 10 Tigers - number cards 1 - 10 Polar number cards 5 - 20</p> <p>Objects to count - 20 (lego, money, bottle tops) Using your numberline practice writing your numbers from 0-20 in your maths book.</p>	<p></p> <p>Complete the maths 2Do on purple mash.</p>  <p>A-fish-metic</p> <p>When you have completed them click the 'hand in' button.</p> <p>Using your numberline practice writing your numbers from 0-20 in your maths book.</p>
<p><b>Writing</b> (30 minutes)</p>	<p></p> <p>Have your whiteboard and pen ready for the AFL (assessment for learning). Just have a go.</p>	<p></p> <p>Have your whiteboard and pen ready for the AFL (assessment for learning). Just have a go.</p>		<p></p> <p>Have your whiteboard and pen ready for the AFL (assessment for learning). Just have a go.</p>	<p></p> <p>Complete the writing 2Do on purple mash. Complete the phonics game</p>










Log in with your password



Log in with your password. Activity on Purple Mash (2DO)



Take a photo and e-mail to [lisa.lloyd2@taw.org.uk](mailto:lisa.lloyd2@taw.org.uk)

 <p>1 day per week take a photo of your work</p> <p>Remember you can stop the video to complete the activity and then carry on.</p>	<p>Watch the video and complete the activities provided in your writing book.</p> <p style="text-align: center;"><b>Example</b></p> <p>Parrots and Tigers - I can see a leg. Polar Bears - The leg is white.</p> <p>The children will spell the words phonetically. EXAMPLE white may write wit. This is okay. Using your alphabet line practice writing your alphabet from a-z in your writing book.</p>	<p>Watch the video and complete the activities provided in your writing book.</p> <p style="text-align: center;"><b>Example</b></p> <p>Parrots and Tigers - I can see a leg. Polar Bears - The leg is white.</p> <p>The children will spell the words phonetically. EXAMPLE white may write wit. This is okay. Using your alphabet line practice writing your alphabet from a-z in your writing book.</p>		<p>Watch the video and complete the activities provided in your writing book.</p> <p style="text-align: center;"><b>Example</b></p> <p>Parrots and Tigers - I can see a leg. Polar Bears - The leg is white.</p> <p>The children will spell the words phonetically. So for white may write wit. This is okay.</p> <p>Using your alphabet line practice writing your alphabet from a-z in your writing book.</p>	 <p>When you have completed them click the 'hand in' button.</p> <p>Using your alphabet line practice writing your alphabet from a-z in your writing book.</p>
<p>Reading (15 mins)</p>	 <p>Please read a book allocated to you on Bug Club. Don't forget to click on the little bug images and answer the questions as you go along.</p>	 <p>Please read a book allocated to you on Bug Club. Don't forget to click on the little bug images and answer the questions as you go along.</p>	 <p>Please read a book allocated to you on Bug Club. Don't forget to click on the little bug images and answer the questions as you go along.</p>	 <p>Please read a book allocated to you on Bug Club. Don't forget to click on the little bug images and answer the questions as you go along.</p>	 <p>Please read a book allocated to you on Bug Club. Don't forget to click on the little bug images and answer the questions as you go along.</p>



Log in with your password



Log in with your password. Activity on Purple Mash (2DO)



Take a photo and e-mail to lisa.lloyd2@taw.org.uk

<p><b>Fine Motor Skills</b> (5-10 Mins)</p>  <p>1 day per week take a photo</p>	<p>Use your cutting skills pack and do 1 sheet each day. Do it slowly and take care. Cut along the lines. Hold your scissors correctly.</p> <p>Glue in your writing book.</p>	<p>Use your cutting skills pack and do 1 sheet each day. Do it slowly and take care. Cut along the lines. Hold your scissors correctly.</p> <p>Glue in your writing book.</p>	<p>Use your cutting skills pack and do 1 sheet each day. Do it slowly and take care. Cut along the lines. Hold your scissors correctly.</p> <p>Glue in your writing book.</p>	<p>Use your cutting skills pack and do 1 sheet each day. Do it slowly and take care. Cut along the lines. Hold your scissors correctly.</p> <p>Glue in your writing book.</p>	<p>Use your cutting skills pack and do 1 sheet each day. Do it slowly and take care. Cut along the lines. Hold your scissors correctly.</p> <p>Glue in your writing book.</p>
<p><b>Handwriting</b> (10 mins)</p> <p>Serifs - the flicks before or after the letter</p>	 <p>Practise your handwriting on your whiteboard.</p> <p>Hold your whiteboard pen in the pincher grip. Copy the pattern and letters carefully. Remember your serifs</p>	 <p>Practise your handwriting on your whiteboard.</p> <p>Hold your whiteboard pen in the pincher grip. Copy the pattern and letters carefully. Remember your serifs</p>	 <p>Practise your handwriting on your whiteboard.</p> <p>Hold your whiteboard pen in the pincher grip. Copy the pattern and letters carefully. Remember your serifs</p>	 <p>Practise your handwriting on your whiteboard.</p> <p>Hold your whiteboard pen in the pincher grip. Copy the pattern and letters carefully. Remember your serifs</p>	  <p>Do your handwriting in your lined book.</p>
<p><b>Child Initiated</b> (45 minutes)</p>	 <p>Go into mini mash. Click on the pin on the right-hand side. Click on the picture weather. Have a go at the different activities.</p>	  <p>Make a picture like Andy Warhol.</p> <p>2paint a picture. Choose pattern.</p>	<p>Joe Wicks PE</p> <p>9am Monday, Wednesday, Friday</p> <p><a href="https://www.youtube.com/watch?v=tSi2ix1i180">https://www.youtube.com/watch?v=tSi2ix1i180</a></p>	 <p>Go into mini mash. Click on the pin on the right-hand side. Click on the picture people who help us. Have a go at the different activities</p>	<p><b>Wellbeing</b></p>  <p>Take a photo of yourself playing with your favourite toy and send it to me. Have fun!</p>



Log in with your password



Log in with your password. Activity on Purple Mash (2DO)



Take a photo and e-mail to [lisa.lloyd2@taw.org.uk](mailto:lisa.lloyd2@taw.org.uk)

<p>Story Time (15 mins)</p>	<p>Listen to a story about Percy the Park Keeper</p> <p>One Snowy Night <a href="https://www.youtube.com/watch?v=vChCLsf6DEs">https://www.youtube.com/watch?v=vChCLsf6DEs</a></p>	<p>Listen to a story about Percy the Park Keeper</p> <p>Treasure Island <a href="#">Percy the Park Keeper - Treasure Island (1999) - YouTube</a></p>	<p>Listen to a story about Percy the Park Keeper</p> <p>A very Useful Friend <a href="#">Percy the Park Keeper: A Very Useful Little Friend - YouTube</a></p>	<p>Listen to a story about Percy the Park Keeper</p> <p>Badger's Bath <a href="#">Percy the Park Keeper - Badger's Bath (1999) - YouTube</a></p>	<p>Choose your favourite story at home and listen to your adult read it to you.</p>
---------------------------------	---	--	---	--	---